



# Thursday 9<sup>th</sup> January

Maples Home Learning  
Mr White



Maths  
Reading  
Writing  
Explorative play



# Maths



+



=



+




=




+



=




+



=



Count  
and  
write or  
circle the  
number.



4

5

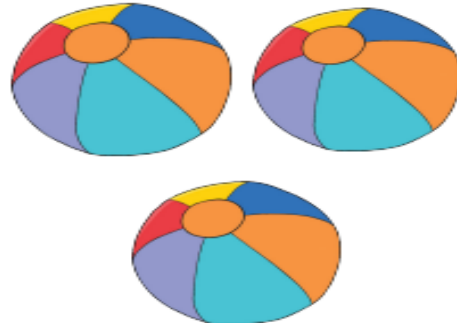
1



5

2


3



5

1

3



7

4

8

# Reading



hat

van

pan

bag



bat

map






cat






tap

Read the  
CVC word  
and  
match it  
to the  
picture.

# Writing

Write the initial sound to match the picture.

## Modelling Dough Recipe



### You will need:

- 2 cups plain flour
- ½ cup salt
- 2 tbsp cream of tartar
- 2 tbsp vegetable oil
- 1 cup of boiling water

Optional: You may wish to add a few drops of food colouring or food extracts and flavourings, such as orange extract or rose water, to add a particular scent to your dough.

### Method:

1. Mix together the plain flour, salt, cream of tartar and oil in a large mixing bowl.
2. If you are using the optional ingredients of food colouring and/or food extracts and flavourings, add these now to one cup of boiling water.
3. Stir the mixture well until it is combined together.
4. Once you feel that the dough is cool enough to touch, place it on a flat surface and knead until the dough is smooth and stretchy.
5. Twinkl's Best Quick Modelling Dough is now ready for children to discover, manipulate and play with.



Following the recipe to make some playdough.

What animals can you create using the dough?